

**26th International Training Course
for Full-endoscopic Operations
of the Lumbar, Thoracic
and Cervical Spine**

**Symposium
with Live-Operation
and Cadaver-Workshop**

March 16th - 17th 2012

Germany - Herne / Köln

Organizers:

Department of Spine Surgery and Pain Therapy,
Center for Orthopaedics and Traumatology, St. Anna-Hospital Herne

Department II for Anatomy, Center of Anatomy,
University of Cologne

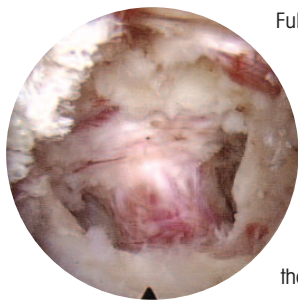
Invitation

Dear Colleagues,

The therapy of degenerative diseases of the spine carries with it medical and socio-economic problems. After conservative measures are exhausted and where there are exacerbated pain conditions or neurological deficits, a surgical procedure may become necessary. Despite good therapy results, consecutive damage may ensue due to traumatism. It is therefore of particular importance to optimise these procedures on a continuous basis. The goal we should strive for is the minimisation of surgically induced traumatism and negative long-term consequences, taking into account the existing quality standard.

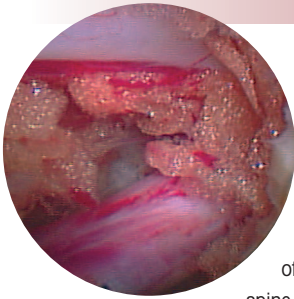
Minimally invasive techniques can reduce tissue damage and its consequences. Endoscopic operations demonstrate advantages which have raised these procedures to the standard in various medical areas. On the lumbar spine, as a result of the development of the interlaminar and lateral transforaminal access, the spinal canal with its adjoining structures can be reached full endoscopically. Technical problems have been solved by special rod-lens endoscopes with a large intra-endoscopic working channel and appropriate instruments. Working under a continuous stream of liquid offers options which have proved their worth in arthroscopic surgery through long experience. In the area of the cervical spine anterior or posterior access is possible.

Today, the combination of the new surgical access routes with the technical developments makes possible a full-endoscopic methodology coupled with excellent visibility which, taking into account the indication criteria, carries with it the advantages of a truly minimally invasive procedure and is sufficient, low in complications and economic. Principal indications are disc herniations, spinal canal stenosis and intradiscal procedures such as the introduction of implants.



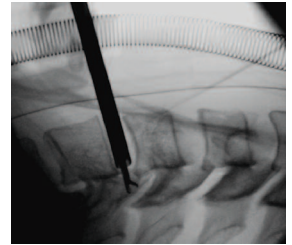
Full-endoscopic operations are an addition and an alternative within the overall concept of spinal surgery. Nevertheless, because of clear indications and boundaries, open and maximally invasive procedures are necessary. These must be mastered by the spinal surgeon in order, while taking into account the respective pathology, to be able to offer the appropriate procedure as well as cope with problems and complications of full-endoscopic operations.

In order to be able to visualise the exact position in the space at any time during the operation, detailed knowledge of the anatomy is a prerequisite. In addition, for the three-dimensional understanding of the anatomical and pathological structures, the imaginary linking of different imaging procedures and their sectional planes is necessary. This applies in particular to endoscopic techniques in which the direct visual reference between surgical access and working on the spot is lacking.



During the training course we intend, in a reciprocal exchange with yourselves, to try to demonstrate the current and future options as well as problems, risks and complications of full-endoscopic operations in the area of the spine. In an environment of practical demonstration

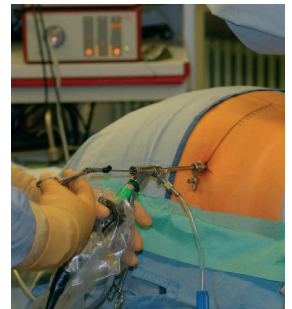
where you perform access routines on cadavers yourself, typical practical experience for your expected learning curve or future clinical application can be gathered. Under intensive tuition by instructors, each participant will perform the various access routines on a practical level and run through special working procedures. For this reason the number of participants is limited. Nevertheless, the training course cannot replace the acquisition of the necessary extensive knowledge.



Having regard to the considerable demand for national and international training courses we hope we have pinpointed your field of interest in the enclosed programme and would be happy to welcome you as a participant at our symposium and at the dinner.

Priv.-Doz. Dr. med. habil. Sebastian Ruetten

Dr. med. Martin Komp



Department of Spine Surgery and Pain Therapy

Head: Priv.-Doz. Dr. med. habil. Sebastian Ruetten

Center for Orthopaedics and Traumatology

St. Anna-Hospital Herne, Germany

Director: Prof. Dr. med. Georgios Godolias



from 08:00 h **Registration**

09:00 - 09:15 h **Welcome and introduction** - *G. Godolias, J. Koebke*

Lumbar / thoracic spine:

09:15 - 09:45 h **The transforaminal full-endoscopic approach in disc herniations –
Technique and indications of posterolateral to lateral access**
M. Komp, P. Hahn, A. Lienert, S. Oezdemir, S. Ruetten

09:45 - 10:15 h **Discussion**

10:15 - 10:30 h **Break**

10:30 - 11:30 h Live Operation:
Full-endoscopic operation with lateral transforaminal access in a disc herniation
M. Komp, S. Oezdemir – Moderation: P. Hahn, A. Lienert, S. Ruetten
Discussion afterwards

11:30 - 12:30 h **Lunch**

12:30 - 13:00 h **The interlaminar full-endoscopic approach in disc herniations –
State of the art, possibilities and limitations**
P. Hahn, M. Komp, A. Lienert, S. Oezdemir, S. Ruetten

13:00 - 13:30 h **Discussion**

13:30 - 14:30 h Live operation:
Full-endoscopic operation with interlaminar access in a disc herniation
S. Ruetten, S. Oezdemir – Moderation: M. Komp, P. Hahn, A. Lienert
Discussion afterwards

14:30 - 15:00 h **Full-endoscopic decompression in lateral and central stenosis –
Application of the interlaminar and transforaminal approach**
M. Komp, P. Hahn, A. Lienert, S. Oezdemir, S. Ruetten

15:00 - 15:15 h **Discussion**

Cervical spine:

15:15 - 15:45 h **The full-endoscopic operation of the cervical spine with anterior and posterior access –
Possibilities and limitations**
S. Oezdemir, M. Komp, P. Hahn, A. Lienert, S. Ruetten

15:45 - 16:00 h **Discussion**

16:00 - 16:15 h **Closing** - *G. Godolias, J. Koebke*

19:00 h **Common Dinner**

07:15 h Shuttle transfer Parkhotel Herne – University of Cologne

09:00 - 09:15 h Welcome and introduction – J. Koebke, G. Godolias

Cadaver Workshop – Part I:

09:30 - 09:45 h Repetition access techniques –
Full-endoscopic transforaminal approach of the lumbar spine
P. Hahn, M. Komp, A. Lienert, S. Oezdemir, S. Ruetten

09:45 - 10:15 h Demonstration of transforaminal access – M. Komp, P. Hahn

10:15 - 12:45 h Practical exercises for participants

Module 1: Lumbar spine – basic course:

Full-endoscopic transforaminal operation

Module 2: Lumbar spine – advanced course:

Full-endoscopic extraforaminal operation

Module 3: Cervical spine:

Full-endoscopic operation with anterior approach

Moderation / Instructors:

*S. Ruetten, J. Knitka, M. Komp, A. Lienert, P. Hahn, S. Oezdemir, V. Kuansongtham,
S. Paiboonsirijit, A. Almeida, A. Giannakopoulos, W. Bleicher, R. de Jeu, D. Pappas,
L. Vakili, A. Tsobanelis*

12:45 - 13:45 h Lunch

Cadaver Workshop – Part II:

13:45 - 14:00 h Repetition access techniques –
Full-endoscopic interlaminar approach of the lumbar spine
P. Hahn, M. Komp, A. Lienert, S. Oezdemir, S. Ruetten

14:00 - 14:30 h Demonstration of interlaminar access – M. Komp, P. Hahn

14:30 - 16:45 h Practical exercises for participants

Module 1: Lumbar spine – basic course:

Full-endoscopic interlaminar operation

Module 2: Lumbar spine – advanced course:

Full-endoscopic operation of spinal canal stenosis

Module 3: Cervical spine:

Full-endoscopic operation with posterior approach

Moderation / Instructors:

*S. Ruetten, J. Knitka, M. Komp, A. Lienert, P. Hahn, S. Oezdemir, V. Kuansongtham,
S. Paiboonsirijit, A. Almeida, A. Giannakopoulos, W. Bleicher, R. de Jeu, D. Pappas,
L. Vakili, A. Tsobanelis*

16:45 - 17:00 h Closing – J. Koebke, G. Godolias

17:30 h Shuttle transfer University of Cologne – Parkhotel Herne

Speakers / Instructors

Dr. Andrea Almeida

Department of Spine Surgery and Pain Therapy,
Center for Orthopaedics and Traumatology,
St. Anna-Hospital Herne, Germany

Dr. Walter Bleicher

Department of Spine Surgery and Pain Therapy,
Center for Orthopaedics and Traumatology,
St. Anna-Hospital Herne, Germany

Dr. Rogier de Jeu

Department of Spine Surgery and Pain Therapy,
Center for Orthopaedics and Traumatology,
St. Anna-Hospital Herne, Germany

Dr. Athanasios Giannakopoulos

Department of Spine Surgery and Pain Therapy,
Center for Orthopaedics and Traumatology,
St. Anna-Hospital Herne, Germany

Prof. Dr. Georgios Godolias

Director of the Center for Orthopaedics and Traumatology,
St. Anna-Hospital Herne, Germany

Dr. Patrick Hahn

Department of Spine Surgery and Pain Therapy,
Center for Orthopaedics and Traumatology,
St. Anna-Hospital Herne, Germany

Jutta Knifka

Department II for Anatomy, Center of Anatomy,
University of Cologne, Germany

Prof. (em.) Dr. Jürgen Koebke

Department II for Anatomy,
Center of Anatomy, University of Cologne, Germany

Dr. Martin Komp

Department of Spine Surgery and Pain Therapy,
Center for Orthopaedics and Traumatology,
St. Anna-Hospital Herne, Germany

Dr. Verapan Kuansongtham

Director of the
Spine Specialists Center, Bumrungrad International,
Bangkok, Thailand

Dr. Arnd Lienert

Department of Spine Surgery and Pain Therapy,
Center for Orthopaedics and Traumatology,
St. Anna-Hospital Herne, Germany

Dr. Semih Oezdemir

Department of Spine Surgery and Pain Therapy,
Center for Orthopaedics and Traumatology,
St. Anna-Hospital Herne, Germany

Dr. Sompoch Paiboonsirijit

Spine Specialists Center, Bumrungrad International,
Bangkok, Thailand

Dr. Dimitrios Pappas

Department of Spine Surgery and Pain Therapy,
Center for Orthopaedics and Traumatology,
St. Anna-Hospital Herne, Germany

Priv.-Doz. Dr. Sebastian Ruetten

Head of the
Department of Spine Surgery and Pain Therapy,
Center for Orthopaedics and Traumatology,
St. Anna-Hospital Herne, Germany

Dr. Athanasios Tsobanelis

Department of Spine Surgery and Pain Therapy,
Center for Orthopaedics and Traumatology,
St. Anna-Hospital Herne, Germany

Dr. Ladan Vakili

Department of Spine Surgery and Pain Therapy,
Center for Orthopaedics and Traumatology,
St. Anna-Hospital Herne, Germany

ORGANIZERS:

Department of Spine Surgery and Pain Therapy,
Center for Orthopaedics and Traumatology,
St. Anna-Hospital Herne, Germany,
Hospitalstrasse 19, 44649 Herne, Germany

Department II for Anatomy, Center of Anatomy,
University of Cologne,
Joseph-Stelzmann-Str. 9, 50931 Cologne, Germany

SCIENTIFIC DIRECTION:

Dr. med. Martin Komp,
Dr. med. Patrick Hahn,
Priv.-Doz. Dr. med. habil. Sebastian Ruetten,
Department of Spine Surgery and Pain Therapy,
Center for Orthopaedics and Traumatology,
St. Anna-Hospital Herne,
Germany

CME CERTIFICATION:

Certified for CME credit points.

LANGUAGE: All lectures, presentations and discussions will be conducted in **ENGLISH**.

CONFERENCE LOCATION:

Friday, March 16th 2012

Department of Spine Surgery and Pain Therapy,
Center for Orthopaedics and Traumatology,
St. Anna-Hospital Herne, Germany,
Hörsaal 1, Hospitalstrasse 19,
44649 Herne, Germany

Saturday, March 17th 2012

Department II for Anatomy, Center of Anatomy,
University of Cologne,
Joseph-Stelzmann-Str. 9, 50931 Cologne, Germany

There is a shuttle transfer from Parkhotel Herne to the training location and back on both days.

NIGHT EVENT:

Friday, March 16th 2012, 19:00 h
Dinner at the Parkhotel Herne

ORGANISATION OFFICE:

Mrs. Julia Armingeon
Richard Wolf GmbH
Marketing
Pforzheimer Str. 32
75438 Knittlingen
Germany
Tel.: +49 (0) 70 43 35-137
Fax: +49 (0) 70 43 35-1223
e-mail: julia.armingeon@richard-wolf.com

SUGGESTED HOTEL:

Parkhotel
Schaeferstr. 111
44623 Herne
Tel.: 0 23 23 / 955-0
Fax: 0 23 23 / 95 52 22

For further hotel information and booking please contact the organisation office.

Registration

Please send your registration form via e-mail to: julia.armingeon@richard-wolf.com

or via mail to: Richard Wolf GmbH • Marketing • Julia Armingeon • PF 1164 • 75434 Knittlingen • GERMANY

26th International Training Course for Full-endoscopic Operations of the Lumbar, Thoracic and Cervical Spine

March 16th - 17th 2012, Herne / Köln

Department of Spine Surgery and Pain Therapy, Center for Orthopaedics and Traumatology, St. Anna-Hospital Herne

Department II for Anatomy, Center of Anatomy, University of Cologne

Yes, I will participate in the

"26th International Training Course for Full-endoscopic Operations of the Lumbar, Thoracic and Cervical Spine"

on March 16th 2012:
Symposium with Live-operations
(max. 100 participants) **EUR 250,-**

on March 16th and March 17th 2012:
Symposium with Live-operations and Cadaver-Workshop
*Please choose one module for cadaver workshop.
See page 5 for more detailed information.*

Module 1: Lumbar Spine – Basic course
(max. 20 participants) **EUR 700,-**

Module 2: Lumbar Spine – Advanced course
(max. 6 participants) **EUR 800,-**

Module 3: Cervical Spine
(max. 3 participants) **EUR 800,-**

Yes, I will use the following shuttle transfer*:

Parkhotel Herne – University of Cologne
(Saturday 07:15 h)

University of Cologne – Parkhotel Herne
(Saturday 17:30 h)

Participant *(please fill out completely)*

Name:

First name:

Title:

Hospital:

Street:

Postcode / Town:

Country:

Tel.:

Fax:

e-mail:

Yes, I will participate in the **Dinner* on Friday**

I am a vegetarian

I am allergic to:

(*Transfer and Dinner are free of additional fees)

Please send us your registration form until February 17th 2012.

Because of the limited number of participants only those can be registered, who receive a confirmation from the organisation office. You will receive detailed payment information together with the confirmation from our organisation office.

.....
Date

.....
Stamp, Signature