An illustration of a human spine, colored in shades of yellow and orange, with a surgical instrument overlaid on it. The instrument is a long, thin, silver metal rod with a black handle and a red ring. It is positioned vertically, passing through the lumbar region of the spine. The background is a gradient of purple and blue.

20th international Training Course for Full-endoscopic Operations of the Lumbar, Thoracic and Cervical Spine

**Symposium
with Live-Operation
and Cadaver-Workshop**

September 10th - 11th 2010

Germany - Herne / Köln

Organizers:

Department of Spine Surgery and Pain Therapy,
Center for Orthopaedics and Traumatology, St. Anna-Hospital Herne

Department II for Anatomy, Center of Anatomy,
University of Cologne

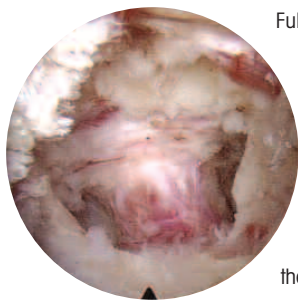
Invitation

Dear Colleagues,

The therapy of degenerative diseases of the spine carries with it medical and socio-economic problems. After conservative measures are exhausted and where there are exacerbated pain conditions or neurological deficits, a surgical procedure may become necessary. Despite good therapy results, consecutive damage may ensue due to traumatism. It is therefore of particular importance to optimise these procedures on a continuous basis. The goal we should strive for is the minimisation of surgically induced traumatism and negative long-term consequences, taking into account the existing quality standard.

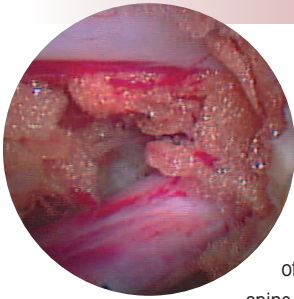
Minimally invasive techniques can reduce tissue damage and its consequences. Endoscopic operations demonstrate advantages which have raised these procedures to the standard in various medical areas. On the lumbar spine, as a result of the development of the interlaminar and lateral transforaminal access, the spinal canal with its adjoining structures can be reached full endoscopically. Technical problems have been solved by special rod-lens endoscopes with a large intra-endoscopic working channel and appropriate instruments. Working under a continuous stream of liquid offers options which have proved their worth in arthroscopic surgery through long experience. In the area of the cervical spine anterior or posterior access is possible.

Today, the combination of the new surgical access routes with the technical developments makes possible a full-endoscopic methodology coupled with excellent visibility which, taking into account the indication criteria, carries with it the advantages of a truly minimally invasive procedure and is sufficient, low in complications and economic. Principal indications are disc herniations, spinal canal stenosis and intradiscal procedures such as the introduction of implants.

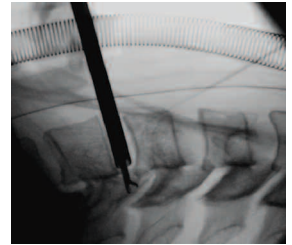


Full-endoscopic operations are an addition and an alternative within the overall concept of spinal surgery. Nevertheless, because of clear indications and boundaries, open and maximally invasive procedures are necessary. These must be mastered by the spinal surgeon in order, while taking into account the respective pathology, to be able to offer the appropriate procedure as well as cope with problems and complications of full-endoscopic operations.

In order to be able to visualise the exact position in the space at any time during the operation, detailed knowledge of the anatomy is a prerequisite. In addition, for the three-dimensional understanding of the anatomical and pathological structures, the imaginary linking of different imaging procedures and their sectional planes is necessary. This applies in particular to endoscopic techniques in which the direct visual reference between surgical access and working on the spot is lacking.

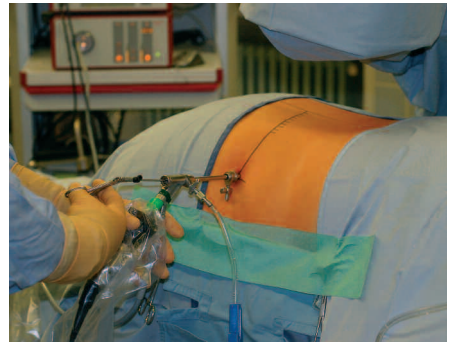


During the training course we intend, in a reciprocal exchange with yourselves, to try to demonstrate the current and future options as well as problems, risks and complications of full-endoscopic operations in the area of the spine. In an environment of practical demonstration



where you perform access routines on cadavers yourself, typical practical experience for your expected learning curve or future clinical application can be gathered. Under intensive tuition by instructors, each participant will perform the various access routines on a practical level and run through special working procedures. For this reason the number of participants is limited. Nevertheless, the training course cannot replace the acquisition of the necessary extensive knowledge.

Having regard to the considerable demand for national and international training courses we hope we have pinpointed your field of interest in the enclosed programme and would be happy to welcome you as a participant at our symposium and at the dinner.



Sebastian Ruetten, MD, PhD
Head Department of Spine Surgery and Pain Therapy



Department of Spine Surgery and Pain Therapy

Head: Dr. med. Sebastian Ruetten

Center for Orthopaedics and Traumatology

St. Anna-Hospital Herne, Germany
Director: Prof. Dr. med. Georgios Godolias



- from 08:00 h **Registration**
- 09:00 - 09:15 h **Welcome and introduction** - *G. Godolias, J. Koebke*
- 09:15 - 10:00 h **The transforaminal full-endoscopic operation of the lumbar spine –
Technique and indications of posterolateral to lateral access**
M. Komp, P. Hahn, A. Lienert, S. Ruetten
- 10:00 - 10:30 h **Discussion**
- 10:30 - 10:45 h **Break**
- 10:45 - 12:00 h Live Operation:
Full-endoscopic operation with lateral transforaminal access
S. Ruetten, S. Özdemir – Moderation: M. Komp, A. Lienert, P. Hahn
Discussion afterwards
- 12:00 - 13:00 h **Lunch**
- 13:00 - 13:45 h **The interlaminar full-endoscopic operation of the lumbar spine –
State of the art and outlook**
P. Hahn, M. Komp, A. Lienert, S. Ruetten
- 13:45 - 14:15 h **Discussion**
- 14:15 - 14:30 h **Break**
- 14:30 - 15:45 h Live Operation:
Full-endoscopic operation with interlaminar access
S. Ruetten, S. Özdemir – Moderation: M. Komp, A. Lienert, P. Hahn
Discussion afterwards
- 15:45 - 16:00 h **Closing** - *G. Godolias, J. Koebke*
- 19:00 h **Common Dinner**

07:15 h **Shuttle transfer Parkhotel Herne – University of Cologne**

09:00 - 09:15 h **Welcome and introduction** – J. Koebke, G. Godolias

09:15 - 09:45 h **The full-endoscopic operation of the cervical spine with anterior and posterior access – Possibilities and limitations**

S. Ruetten, M. Komp, A. Lienert, P. Hahn

Cadaver Workshop:

Full-endoscopic transforaminal operation of the lumbar spine

10:00 - 10:15 h **Repetition access techniques** – P. Hahn, M. Komp, A. Lienert, S. Ruetten

10:15 - 10:45 h **Demonstration of transforaminal access and bone resection** – M. Komp, P. Hahn

10:45 - 13:00 h **Practical exercises for participants**

Moderation / Instructors:

S. Ruetten, J. Knifka, M. Komp, A. Lienert, P. Hahn, S. Özdemir, V. Kuansongtham, S. Paiboonsirijit, M. El Kasmi, A. Almeida, A. Giannakopoulos, W. Bleicher, R. de Jeu

intermittent **Demonstration of full-endoscopic operation of the cervical spine**

13:00 - 14:00 h **Lunch**

Cadaver Workshop:

Full-endoscopic interlaminar operation of the lumbar spine

14:00 - 14:15 h **Repetition access techniques** – P. Hahn, M. Komp, A. Lienert, S. Ruetten,

14:15 - 14:45 h **Demonstration of interlaminar access and bone resection** – M. Komp, P. Hahn

14:45 - 16:45 h **Practical exercises for participants**

Moderation / Instructors:

S. Ruetten, J. Knifka, M. Komp, A. Lienert, P. Hahn, S. Özdemir, V. Kuansongtham, S. Paiboonsirijit, M. El Kasmi, A. Almeida, A. Giannakopoulos, W. Bleicher, R. de Jeu

16:45 - 17:00 h **Closing** – J. Koebke, G. Godolias

17:30 h **Shuttle transfer University of Cologne – Parkhotel Herne**

Speakers / Instructors

Dr. Andrea Almeida

Department of Spine Surgery and Pain Therapy,
Center for Orthopaedics and Traumatology,
St. Anna-Hospital Herne, Germany

Dr. Walter Bleicher

Department of Spine Surgery and Pain Therapy,
Center for Orthopaedics and Traumatology,
St. Anna-Hospital Herne, Germany

Dr. Maghnia El Kasmi

Department of Spine Surgery and Pain Therapy,
Center for Orthopaedics and Traumatology,
St. Anna-Hospital Herne, Germany

Dr. Rogier de Jeu

Department of Spine Surgery and Pain Therapy,
Center for Orthopaedics and Traumatology,
St. Anna-Hospital Herne, Germany

Dr. Athanasios Giannakopoulos

Department of Spine Surgery and Pain Therapy,
Center for Orthopaedics and Traumatology,
St. Anna-Hospital Herne, Germany

Prof. Dr. Georgios Godolias

Director of the
Center for Orthopaedics and Traumatology,
St. Anna-Hospital Herne, Germany

Dr. Patrick Hahn

Department of Spine Surgery and Pain Therapy,
Center for Orthopaedics and Traumatology,
St. Anna-Hospital Herne, Germany

Jutta Knifka

Department II for Anatomy, Center of Anatomy,
University of Cologne, Germany

Prof. Dr. Jürgen Koebke

Director of the
Department II for Anatomy, Center of Anatomy,
University of Cologne, Germany

Dr. Martin Komp

Department of Spine Surgery and Pain Therapy,
Center for Orthopaedics and Traumatology,
St. Anna-Hospital Herne, Germany

Dr. Verapan Kuansongtham

Director of the
Spine Specialists Center, Bumrungrad International,
Bangkok, Thailand

Dr. Arnd Lienert

Department of Spine Surgery and Pain Therapy,
Center for Orthopaedics and Traumatology,
St. Anna-Hospital Herne, Germany

Dr. Semih Oezdemir

Department of Spine Surgery and Pain Therapy,
Center for Orthopaedics and Traumatology,
St. Anna-Hospital Herne, Germany

Dr. Sompoch Paiboonsirijit

Spine Specialists Center, Bumrungrad International,
Bangkok, Thailand

Dr. Sebastian Ruetten

Head of the
Department of Spine Surgery and Pain Therapy,
Center for Orthopaedics and Traumatology,
St. Anna-Hospital Herne, Germany

ORGANIZERS:

Department of Spine Surgery and Pain Therapy,
Center for Orthopaedics and Traumatology,
St. Anna-Hospital Herne, Germany,
Hospitalstrasse 19, 44649 Herne, Germany

Department II for Anatomy, Center of Anatomy,
University of Cologne,
Joseph-Stelzmann-Str. 9, 50931 Cologne, Germany

SCIENTIFIC DIRECTION:

Dr. med. Sebastian Ruetten,
Dr. med. Martin Komp,
Department of Spine Surgery and Pain Therapy,
Center for Orthopaedics and Traumatology,
St. Anna-Hospital Herne,
Germany

CME CERTIFICATION:

Certified for CME credit points.

LANGUAGE: All lectures, presentations and discussions will be conducted in **ENGLISH**.

CONFERENCE LOCATION:

Friday, September 10th 2010

Department of Spine Surgery and Pain Therapy,
Center for Orthopaedics and Traumatology,
St. Anna-Hospital Herne, Germany,
Hörsaal 1, Hospitalstrasse 19,
44649 Herne, Germany

Saturday, September 11th 2010

Department II for Anatomy, Center of Anatomy,
University of Cologne,
Joseph-Stelzmann-Str. 9, 50931 Cologne, Germany

There is a shuttle transfer from Parkhotel Herne to the University of Cologne and back on Saturday.

NIGHT EVENT:

Friday, September 10th 2010, 19:00 h
Dinner at the Parkhotel Herne

ORGANISATION OFFICE:

Mrs. Julia Armingeon
Richard Wolf GmbH
Marketing
Pforzheimer Str. 32
75438 Knittlingen
Germany
Tel.: +49 (0) 70 43 35-137
Fax: +49 (0) 70 43 35-462
e-mail: julia.armingeon@richard-wolf.com

SUGGESTED HOTEL:

Parkhotel
Schaeferstr. 111
44623 Herne
Tel.: 0 23 23 / 955-0
Fax: 0 23 23 / 95 52 22

For further hotel information and booking please contact the organisation office.

Registration

Please fax your registration form to **+49 (0) 70 43 35-462**

or via mail to:

Richard Wolf GmbH • Marketing • Julia Armingeon • PF 1164 • 75434 Knittlingen • GERMANY

20th International Training Course for Full-endoscopic Operations of the Lumbar, Thoracic and Cervical Spine

September 10th - 11th 2010, Herne / Köln

Department of Spine Surgery and Pain Therapy, Center for Orthopaedics and Traumatology, St. Anna-Hospital Herne

Department II for Anatomy, Center of Anatomy, University of Cologne

Yes, I will participate in the "20th International Training Course for Full-endoscopic Operations of the Lumbar, Thoracic and Cervical Spine".

My experience in endoscopic spinal surgery:

- More than 20 operations
 Less than 20 operations
 No experience

Yes, I will use the following shuttle transfer*:

- Parkhotel Herne – University of Cologne
(Saturday 07:15 h)
 University of Cologne – Parkhotel Herne
(Saturday 17:30 h)

- Yes, I will participate in the **Dinner* on Friday**
 I am a vegetarian
 I am allergic to:
(*Transfer and Dinner are free of additional fees)

Participant

(please fill out completely)

Name:

First name:

Hospital:

Street:

Postcode / Town:

Country:

Tel.:

Fax:

e-mail:

Course fee: EUR 650,-

Participants: There is a maximum of 40 participants for this symposium.

Please send us your registration form until August 13th 2010.

Because of the limited number of participants only those can be registered, who receive a confirmation from the organisation office. You will receive detailed payment information together with the confirmation from our organisation office.

.....
Date

.....
Stamp, Signature